



ಬೃಹತ್ ಬೆಂಗಳೂರು ಮಹಾನಗರ ಪಾಲಿಕೆ
Bruhat Bengaluru Mahanagara Palike



BBMP COVID-19 WAR ROOM 10.04.2023

BBMP / COVID-19 WAR ROOM / BULLETIN – 1113/ 10.04.2023 / #BBMPfightsCOVID19



OVERVIEW OF COVID-19 IN BENGALURU

CASE TRENDS ACTIVE CASES **971**

<u>Confirmed Cases</u>	<u>Recovered Cases</u>	<u>Death Cases</u>
120 18,81,549 [#]	223 18,63,582 [#]	0 16,996 [#]

HOSPITALIZATION **69**

<u>ICU – V</u>	<u>ICU</u>	<u>HDU</u>	<u>General</u>
-	12	5	52

INCLUDES GOVT. QUOTA AND PRIVATE WALK-IN HOSPITALIZATION

VACCINATION **15** 2,06,99,353[#]

<u>First Dose</u>	<u>Second Dose</u>	<u>Precaution Dose</u>
7 96,89,632 [#]	8 95,11,432 [#]	0 14,98,289 [#]

TRIAGING

MTU
5

Tele Triage
113

ACTIVE CZs

0

MCZs (< 5 cases)
0

Clusters (> 5 cases)
0

TESTING **809** 3,22,44,989[#]

<u>RAT</u>	<u>RTPCR</u>
252	557

Positivity :6.02%
*FOR LAST 7 DAYS

: indicates cumulative numbers till date



ABSTRACT OF COVID-19 SCENARIO IN BENGALURU



	MALE			FEMALE			TRANSGENDER			TOTAL		
	Last 24 Hours	Last 7 Days	Cumulative	Last 24 Hours	Last 7 Days	Cumulative	Last 24 Hours	Last 7 Days	Cumulative	Last 24 Hours	Last 7 Days	Cumulative
Positive Cases	68	551	11,09,280	52	457	7,72,073	0	0	196	120	1,008	18,81,549
Recovered Cases	116	474	10,96,416	107	380	7,66,036	0	0	187	223	854	18,63,582
Death Cases	0	0	10,765	0	0	6,227	0	0	4	0	0	16,996
Total Tests Done	In Last 24 hrs. : 809			In last 7 days : 16,753			Cumulative : 3,22,44,989					
Vaccine Doses Administered	In Last 24 hrs. : 15			In last 7 days : 927			Cumulative : 2,06,99,353					
ACTIVE CASES									971			

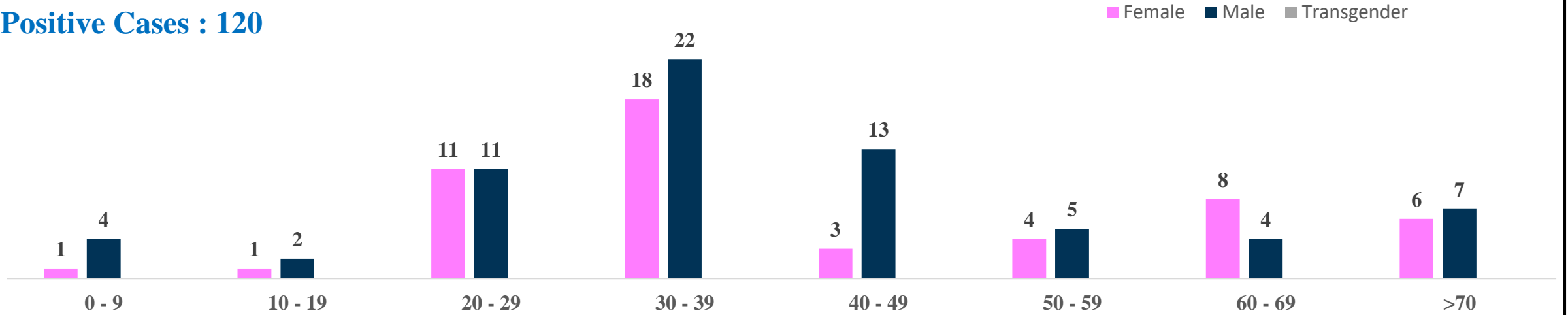
*Covid deaths occurred today : 00 | Covid deaths occurred beyond last 24hrs., reported today : 00



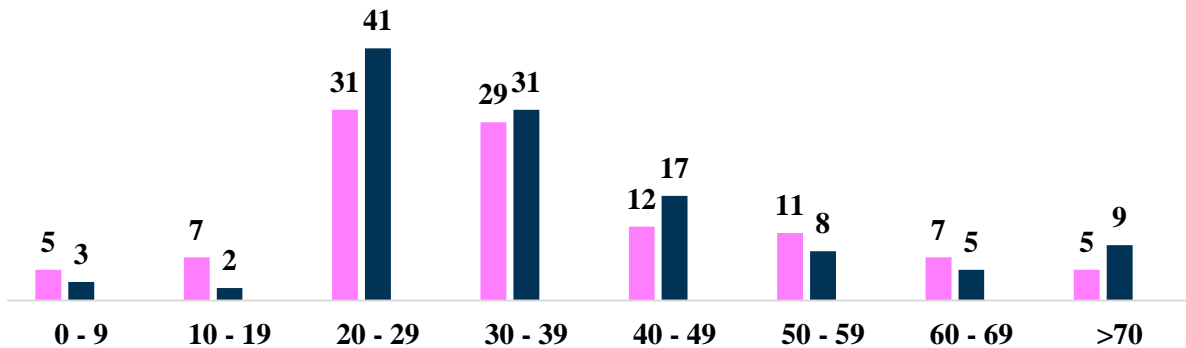
LAST 24 HOURS AGE GROUP AND GENDER WISE DISTRIBUTION



Positive Cases : 120



Recovered Cases : 223



Death Cases : 0

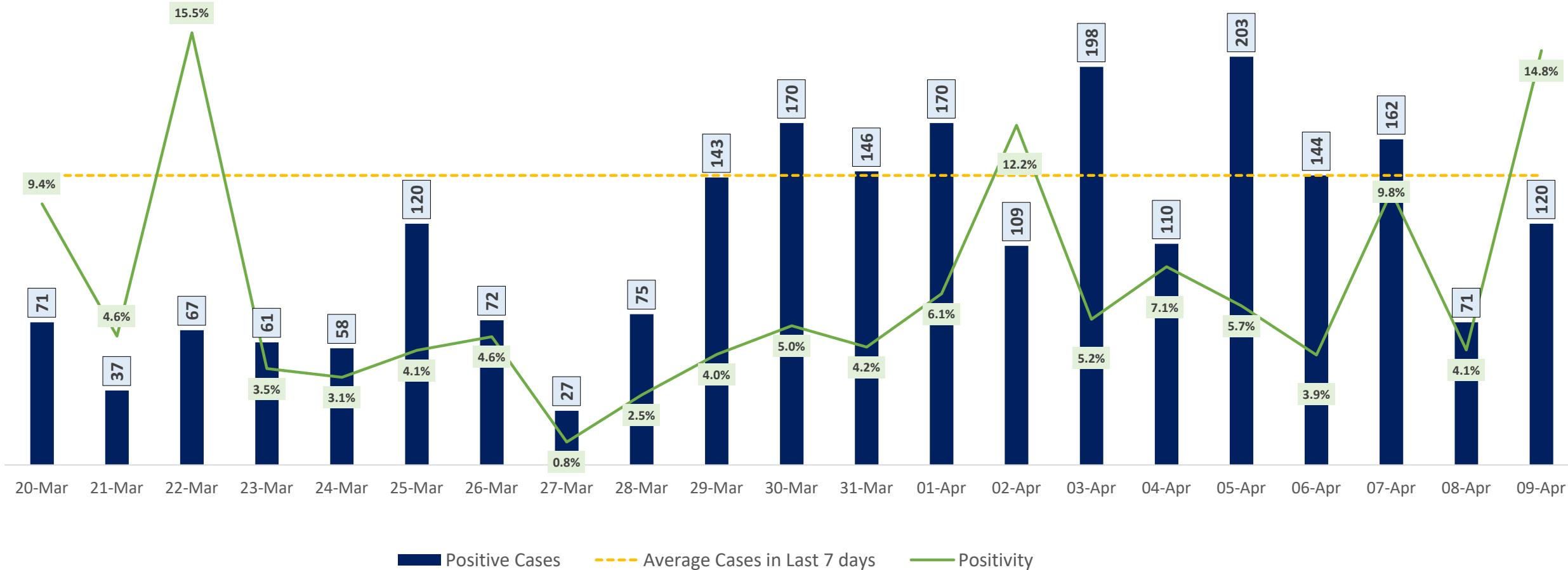
0 to 9 10 to 19 20 to 29 30 to 39 40 to 49 50 to 59 60 to 69 >=70



POSITIVITY RATE OF BENGALURU – LAST 21 DAYS



Average Cases in Last 7 days : 144

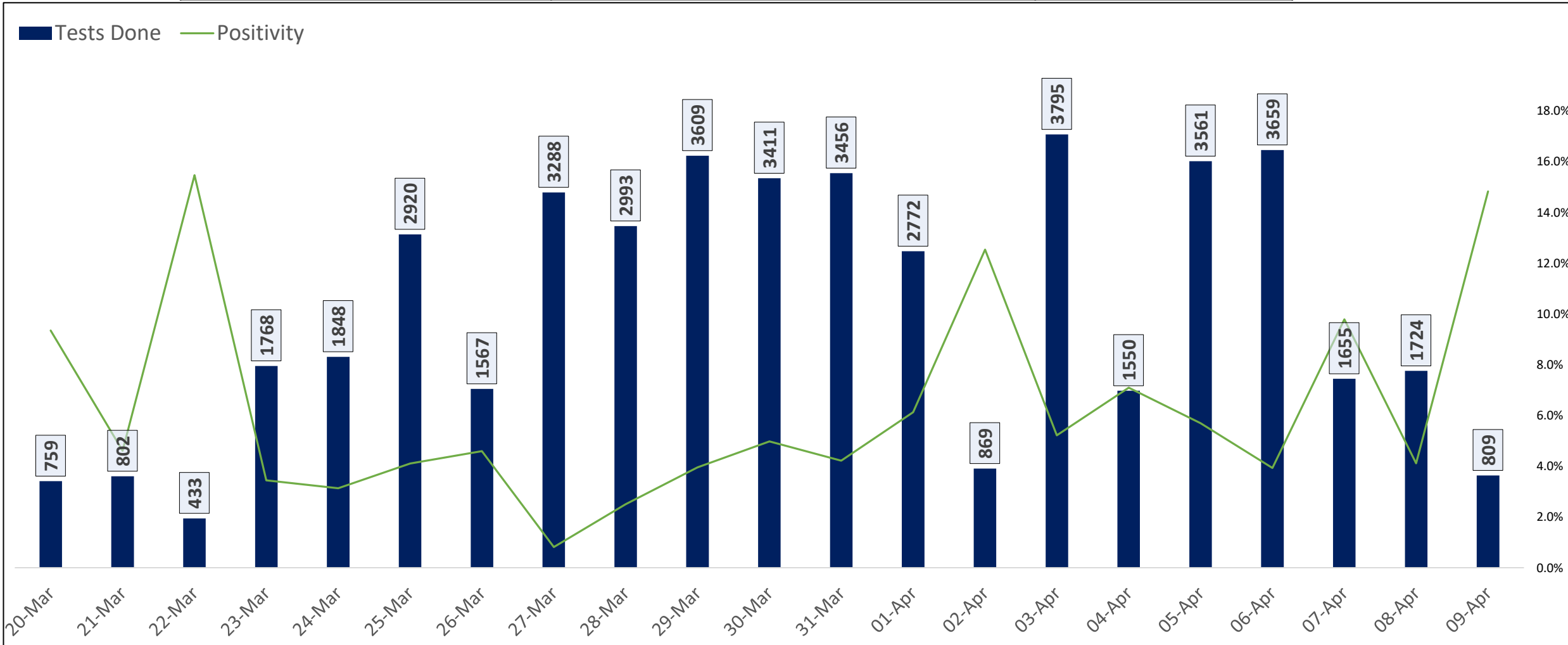




TESTING TRENDS IN BENGALURU

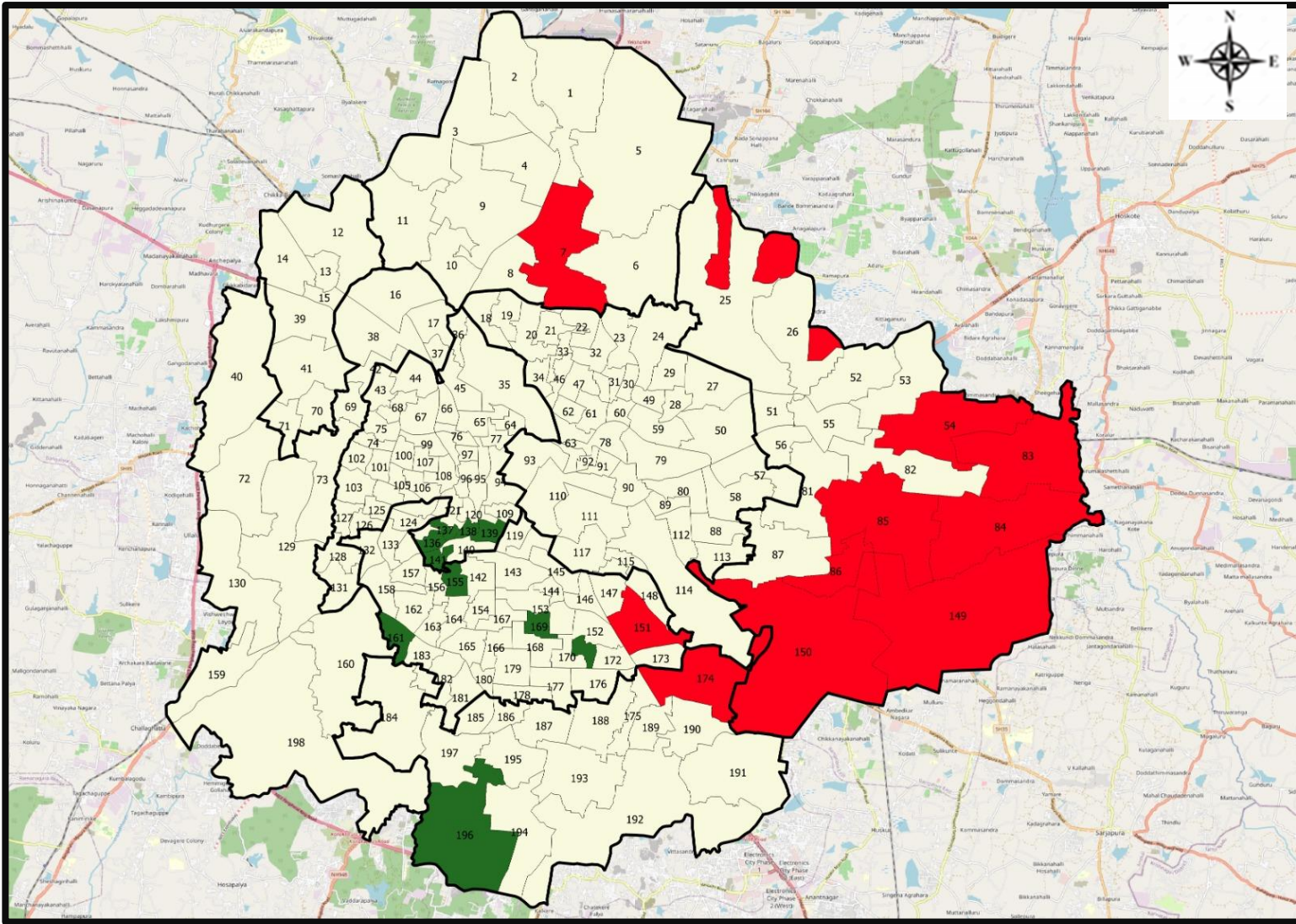


Total Test Conducted Till Date	Test Conducted Last 24 hours	Last 7 Days Average
3,22,44,989	809	2,393





BENGALURU URBAN MAP SHOWING TREND OF POSITIVE CASES IN LAST 7 DAYS



Top 10 wards reporting highest number of positive cases in last 10 days

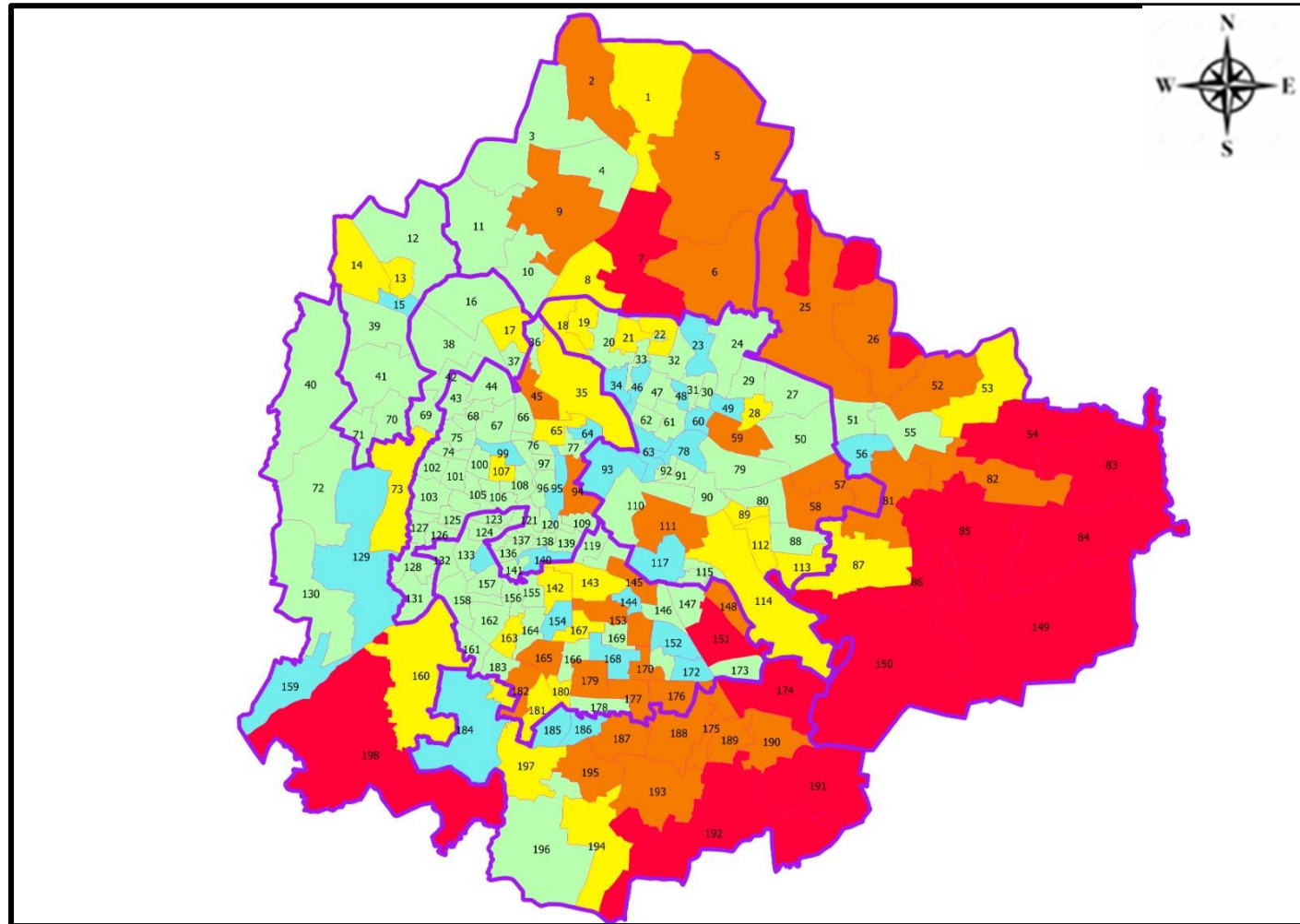
Ward No.	Ward Name	Daily Cases Average
150	Bellanduru	6
174	HSR Layout	6
149	Varthuru	4
83	Kadugodi	3
84	Hagadur	3
7	Byatarayanapura	3
54	Hudi	3
85	Dodda Nekkundi	3
86	Marattahalli	2
151	Koramangala	2







Top 10 wards reporting least number of positive cases in last 7 days

Ward No.	Ward Name	Daily Cases Average
196	Anjanapura	0
171	Gurappanapalya	0
169	Byrasandra	0
161	Hosakerehalli	0
155	Hanumanth Nagar	0
141	Azad Nagar	0
139	K R Market	0
138	Chalavadipalya	0
137	Rayapura	0
136	Jagajivanram Nagar	0



BENGALURU MAP SHOWING INTENSITY OF POSITIVE CASES IN LAST 7 DAYS



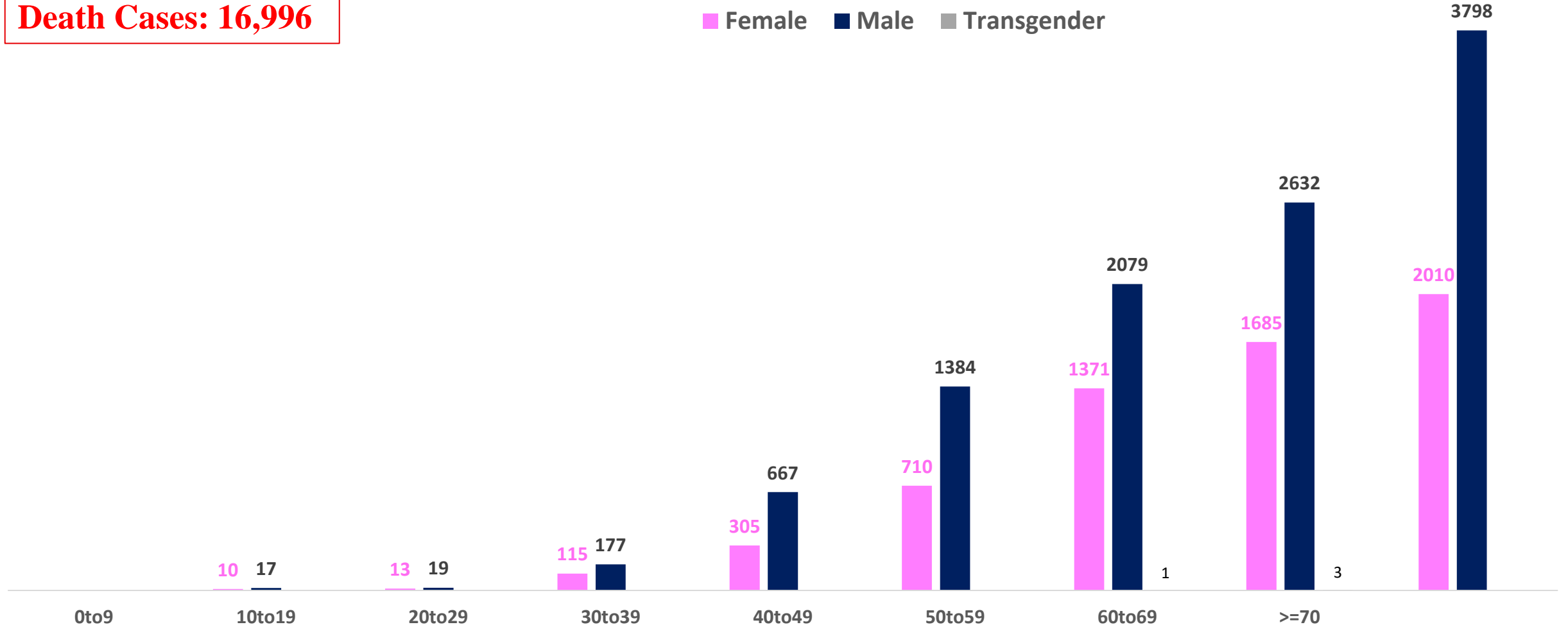
-  Level 1 : 0 to 1 Cases
-  Level 2 : 1 to 3 Cases
-  Level 3 : 3 to 5 Cases
-  Level 4 : 5 to 10 Cases
-  Level 5 : More than 10 Cases
-  Zone Boundaries



AGE AND GENDER WISE DISTRIBUTION OF DEATH CASES



Death Cases: 16,996





SNAPSHOT OF COVID-19 CASES IN BENGALURU URBAN



**Total Wards With
<= 10 Cases* :
181**

**Tests Conducted
on 09.04.2023:
809**

**Recovery
Rate*:
99.05%**

**Total
Active Cases :
971**

**Total Vaccinated
on 09.04.2023:
15**

**Positivity
Rate* :
6.02%**

**Active
Rate*:
0.05%**

**Case
Fatality Rate* :
0.00%**





*Total positive cases In the past 7 days

*CFR and positivity is for Past 7 days



ಬೃಹತ್ ಬೆಂಗಳೂರು ಮಹಾನಗರ ಪಾಲಿಕೆ
Bruhat Bengaluru Mahanagara Palike



Download BBMP Bulletin	https://apps.bbmpgov.in/covid19/mediabulletin.php
To register for vaccination :	https://selfregistration.cowin.gov.in/
BBMP COVID19 Dashboard:	https://apps.bbmpgov.in/covid19/
Follow us on:	 www.facebook.com/bbmp.comm1/
	 twitter.com/BBMPCOMM
	  BBMPSplHealth

Issued by:

Honorable Chief Commissioner, BBMP
Special Commissioner Health, BBMP
MD, Bengaluru Smart City Limited

THANK YOU !

